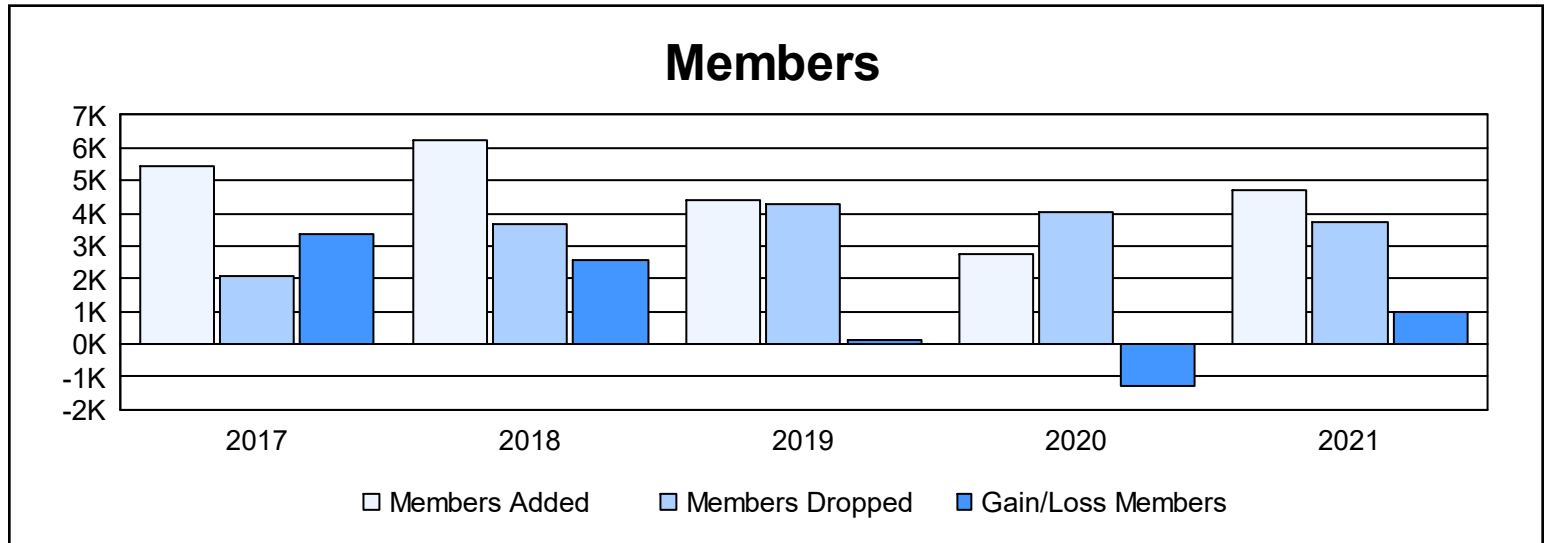
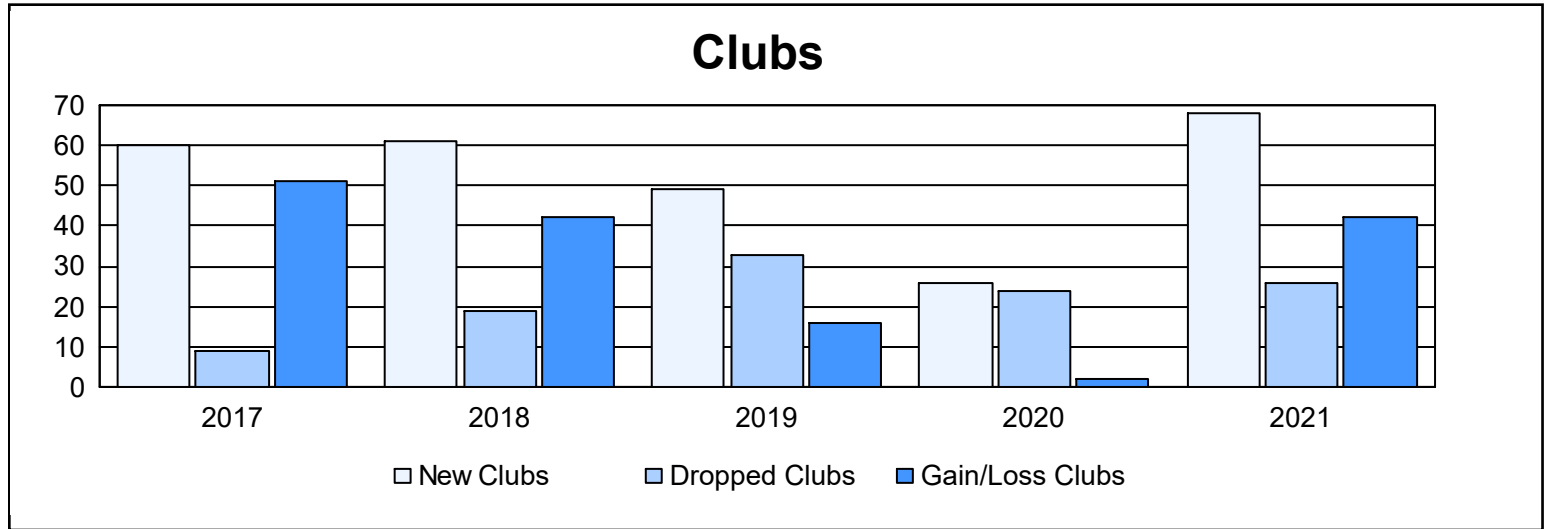
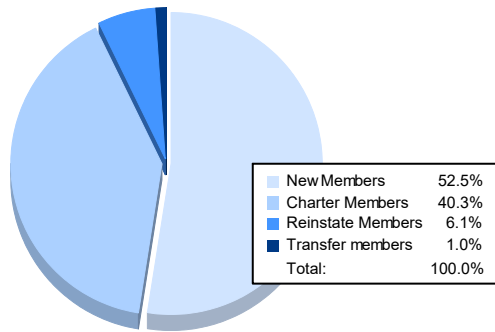


Year	New Clubs	Dropped Clubs	Gain/ Loss Clubs	New Members	Charter Members	Reinstate Members	Transfer Members	Total Member Added	Total Members Dropped	Gain/ Loss Members
2016-2017	60	9	51	3,502	1,669	239	51	5,461	2,087	3,374
2017-2018	61	19	42	4,005	1,787	402	27	6,221	3,672	2,549
2018-2019	49	33	16	2,518	1,465	430	13	4,426	4,283	143
2019-2020	26	24	2	1,638	820	245	25	2,728	4,019	-1,291
2020-2021	68	26	42	2,470	1,896	287	48	4,701	3,720	981
<b>Average</b>	<b>53</b>	<b>22</b>	<b>31</b>	<b>2,827</b>	<b>1,527</b>	<b>321</b>	<b>33</b>	<b>4,707</b>	<b>3,556</b>	<b>1,151</b>



### Membership Composition June 2021 Cumulative



### Gender Composition June 2021 Cumulative

